

Medi-6000 *plus*

Medical Imaging Systems

**Professional
X-Ray
Digitizer**



High-Speed 12 seconds per Chest X-Ray

Microtek medical grade digitizer, the **Medi-6000 Plus**, can rapidly digitize chest X-Ray film in 12 seconds. With advanced technology of LED light source, the **Medi-6000 Plus** can reach full brightness and on/off operation immediately. The energy-saving **Medi-6000 Plus** is perfect for fast-paced environment of the medical doctor's office, QC Station and PACS.

The **Medi-6000 Plus** can scan various sizes of X-Ray films up to 14" x 35", letting user easily archive any size of X-Ray films. Equipped with high optical resolution, excellent Dmax, and 16-bit grayscale, the **Medi-6000 Plus** ensures that the scans will capture all the details presenting in the film and offer the superior image quality to the medical professionals. It provides not only great image quality but also many powerful software features for image management at an affordable price.

Besides, it is easy to operate, clean, and maintain. In addition, through the **MiPAX** systems with **DICOM** ready function, you can easily and quickly make medical X-Ray digitized. **MiPAX** also supports telemedicine by sending **DICOM** files to any **PACS/RIS** system through intranet or internet.

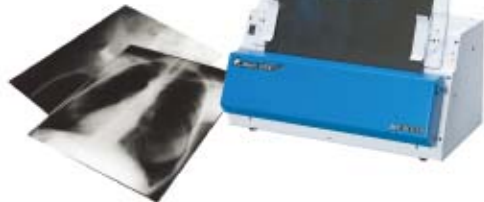
Features

- FDA certified
- 12 seconds per Chest X-Ray
- No warm-up time with LED light source
- 4.0 Dmax, 600 dpi optical resolution
- Archives X-Ray films from 2.5"x2.5" to 14"x35"
- Supports **DICOM 3.0** and telemedicine with **MiPAX**
- Easy to operate, clean, and maintain
- Offers better quality, performance, and secure e-medical records



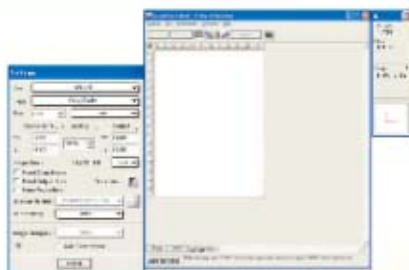
MICROTEK
DICOM READY
www.microtek.com

Fast scan speed and no warm-up time with LED light source



With advanced technology of LED light source, there is no warm-up time to have the X-Ray film digitizing rapidly for 12 seconds per chest X-Ray.

ScanWizard Medi User Interface




The friendly user interface of ScanWizard Medi displays x-ray pictures in a computer readable format, offering an easy and quick access.

Dynamic Range Difference



The higher resolution of Medi-6000 Plus provides better image details.

Supports PACS / RIS with powerful medical systems of MiPAX



Through the MiPAX systems with DICOM ready function, you can easily and quickly make X-Ray archived with many powerful features of image management, including query, retrieve, view, measurement, notation, report, DICOM print, CD-burning, database backup, and send DICOM files to any PACS/RIS system.

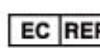
Specifications

Product model	MSS-600XU2L
Scanning area	2.5" x 2.5" (Min.) - 14" x 35"(Max.)
Scanning speed	12 seconds @ 300 dpi, 14" x 17"
Scanning mode	8 / 12 / 16-bit grayscale
Optical resolution	600 dpi (42 μm spot size, 12 lp/mm)
Dmax	4.0
Interface	Hi-Speed USB (USB 2.0)
Dimensions (L x W x H)	305.64 x 474 x 234.5 mm (w/o tray)
Weight	8.7 kg
Power supply	100 to 240 VAC, 47 to 63 Hz, 54.9 Watts Max
System requirement and compatibles	<ul style="list-style-type: none"> • Microsoft Windows® XP Professional SP3 • CPU : Intel® Core2 Duo E7400 • RAM : 2GB DDR2 800 • Hard Disk : 250GB • Gigabit Ethernet LAN • Monitor : 19" (4:3 / 1280x1024) • DVD-RW
Certifications	FDA, SFDA, CCC, CE, FCC, RoHS

© 2010 Microtek. Microtek, Medi, MiPAX, ScanWizard are trademarks or registered trademarks of Microtek International, Inc. All other brands, product names and logos herein are trademarks or registered trademarks of their respective holders. Specifications, software bundles and accessories are subject to change without notice. Delivery of technical support services subject to change without notice. Not responsible for typographical errors. Digital imagery © 2010 Jupiterimages Co. Oct. 31, 2010.



Microtek International Inc.
No. 6, Industry East Road 3,
Science-Based Industrial Park,
Hsinchu, Taiwan 30077



EVESTAR GmbH,
Lieselstraße 127-128
D-47877 Willich, Germany

MICROTEK
DICOM READY
www.microtek.com